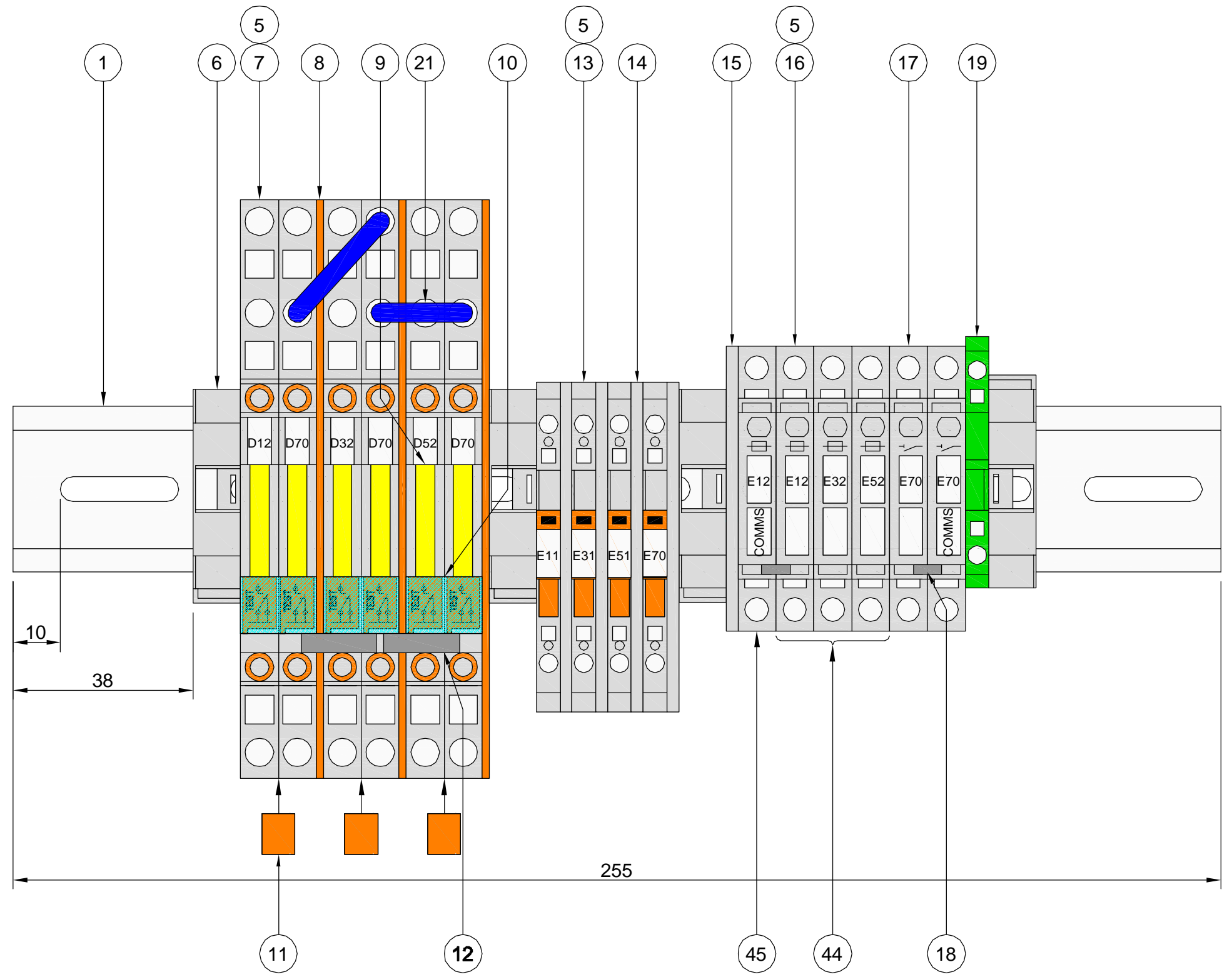


Revision notes		
Issue 8	Date	29/11/05
Drm RDF	Ckd	GH
WIRE COLOURS CHANGED TO NEW STANDARD. ALL TERMINAL MARKERS CHANGED TO WHITE ONLY.		
Issue 9	Date	08/09/08
Drm CSW	Ckd	GH
ITEM 26 WAS 17 OFF, ITEMS 48 & 49 ADDED, ITEM 5 WAS 793-501		
Issue 10	Date	3/12/8
Drm GH	Ckd	CSW
ITEM 20,21,22 WAS 8.5M, ITEM 23 WAS 8.6, ITEM 46 WAS 3M, ITEM 5 WAS 51006408		

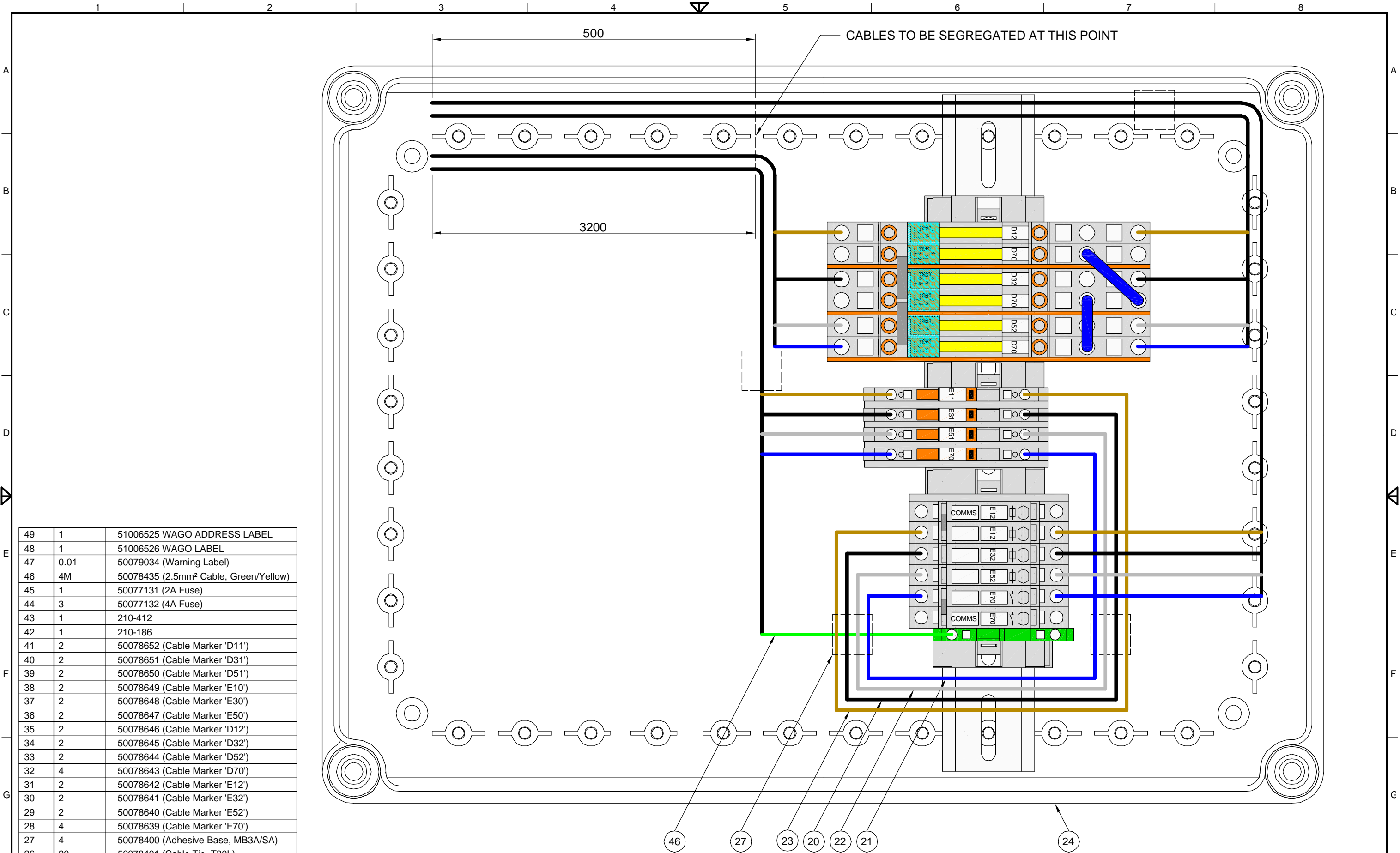
IDENT STICKER TO READ:  
WAGO Ref: 50078315  
CUSTOMER Ref: LV METER TERMINATION UNIT  
ATTACH IDENT TO: BASE OF BOX



19	1	280-907
18	2	281-402
17	2	281-624
16	4	281-611
15	1	281-311
14	4	280-374
13	4	280-870
12	2	282-409
11	3	282-424
10	3	282-882
9	6	282-384
8	3	282-387
7	6	282-870
6	4	249-117
5	0.22	793-501
4		
3		
2		
1	255mm	210-112
Item No.	Qty.	Part No.

DO NOT SCALE PRINT

<small>Drawn in AutoCAD</small> <b>A3</b>	<small>ORIGINAL SIZE</small> <b>A3</b>	<small>ALL DIMENSIONS ARE IN MILLIMETERS UNLESS OTHERWISE STATED.</small> <small>ALL TOLERANCES +/-0.5mm UNLESS OTHERWISE STATED.</small>	<small>3RD ANGLE PROJECTION.</small> 	Wago Ref: 50078315 Customer Ref: LV Box	<small>WAGO Limited, Triton Park, Swift Valley Industrial Estate, Rugby, Warwickshire, CV21 1SG. Tel: 01788-568008, Fax: 01788-568050, e-mail: ukengineering@wago.com, http://www.wago.com</small>
				Sheet: 1 of 3    Dm by: RDF    Checked by: GH	<b>Title: Box Assembly for Npower</b> (formerly Yorkshire Electricity)
				Issue 1 date: 02/09/98    (Re-drawn in AutoCAD 28/11/05)	



49	1	51006525 WAGO ADDRESS LABEL
48	1	51006526 WAGO LABEL
47	0.01	50079034 (Warning Label)
46	4M	50078435 (2.5mm <sup>2</sup> Cable, Green/Yellow)
45	1	50077131 (2A Fuse)
44	3	50077132 (4A Fuse)
43	1	210-412
42	1	210-186
41	2	50078652 (Cable Marker 'D11')
40	2	50078651 (Cable Marker 'D31')
39	2	50078650 (Cable Marker 'D51')
38	2	50078649 (Cable Marker 'E10')
37	2	50078648 (Cable Marker 'E30')
36	2	50078647 (Cable Marker 'E50')
35	2	50078646 (Cable Marker 'D12')
34	2	50078645 (Cable Marker 'D32')
33	2	50078644 (Cable Marker 'D52')
32	4	50078643 (Cable Marker 'D70')
31	2	50078642 (Cable Marker 'E12')
30	2	50078641 (Cable Marker 'E32')
29	2	50078640 (Cable Marker 'E52')
28	4	50078639 (Cable Marker 'E70')
27	4	50078400 (Adhesive Base, MB3A/SA)
26	20	50078401 (Cable Tie, T30L)
25	1	50078402 (Fibox 'ABS382880G+2FSH')
24	1	50078403 (Fibox 'ABS3828')
23	9.5M	51002456 (2.5mm <sup>2</sup> Cable, brown)
22	9.5M	51003125 (2.5mm <sup>2</sup> Cable, grey)
21	9.5M	50078120 (2.5mm <sup>2</sup> Cable, blue)
20	9.5M	50078126 (2.5mm <sup>2</sup> Cable, black)
Item No.	Qty.	Part No.

DO NOT SCALE PRINT

Drawn in AutoCAD  <b>A3</b>	ORIGINAL SIZE  <b>A3</b>	ALL DIMENSIONS ARE IN MILLIMETERS UNLESS OTHERWISE STATED.  ALL TOLERANCES +/-0.5mm UNLESS OTHERWISE STATED.	3RD ANGLE PROJECTION.  	Wago Ref: 50078315 Customer Ref: LV Box	<b>WAGO Limited</b> , Triton Park, Swift Valley Industrial Estate, Rugby, Warwickshire, CV21 1SG. Tel: 01788-568008, Fax: 01788-568050, e-mail: ukengineering@wago.com, http://www.wago.com	
				Sheet: 2 of 3    Dwn by: RDF    Checked by: GH Issue 1 date: 02/09/98    (Re-drawn in AutoCAD 28/11/05)	<b>Title: Box Assembly for Npower</b> (formerly Yorkshire Electricity)	

EACH BOX WILL BE TESTED AS PER SHEET BELOW.



**CERTIFICATE OF TESTING AND CONFORMITY**

**PART REFERENCE: 50078315 LV METER TERMINATION UNIT**

Inspection requirement	Inspectors signature
Rail assy correct to drawing	
Wiring correct to drawing	
Wiring tested for correct identification and position to drawing	
Wiring tested for short circuit (phase/phase/neutral/earth)	
Box assembled correct to drawing	
CT's tested for shorting when in test position using continuity tester tested at the cable end.	

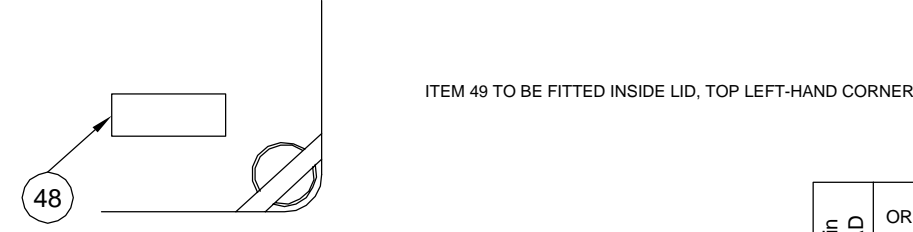
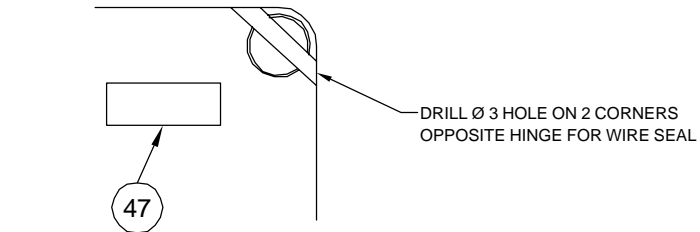
Date of inspection \_\_\_\_\_

Date on Inspection stamp. \_\_\_\_\_

Number of units with above Inspection stamp. \_\_\_\_\_

(Note: was 835-YRK/001-BOX)

**One copy of this Certificate once completed is to be placed in each unit**



**DO NOT SCALE PRINT**

Drawn in AutoCAD	ORIGINAL SIZE	ALL DIMENSIONS ARE IN MILLIMETERS UNLESS OTHERWISE STATED.	3RD ANGLE PROJECTION.	Wago Ref: 50078315	<b>WAGO Limited</b> , Triton Park, Swift Valley Industrial Estate, Rugby, Warwickshire, CV21 1SG. Tel: 01788-568008, Fax: 01788-568050, e-mail: ukengineering@wago.com, http://www.wago.com		
	<b>A3</b>	ALL TOLERANCES +/-0.5mm UNLESS OTHERWISE STATED.		Customer Ref: LV Box			
				Sheet: 3 of 3		Drn by: RDF	Checked by: GH
				Issue 1 date: 02/09/98		(Re-drawn in AutoCAD 28/11/05)	

**Title: Box Assembly for Npower (formerly Yorkshire Electricity)**