







MT171

Poly-phase meter

MT171- A three-phase active energy meter for household belongs to a new generation of Iskraemeco meters. It gives advantages to all users in the process: an installer, a maintenance engineer, a service engineer, a readout operator and a final user. The meter is approved and manufactured in compliance with the IEC 62052-1, IEC 62053-12 (IEC 61036) standards, and ISO 9001 and designed according to even higher internal Iskraemeco standards, achieved on experiences from more than 50 years of meter manufacturing and 50 Millions meters on the field installed around the globe.



	Active power
	Single or double direction
	Multi-rate registration
	Multiphasing
	Data display
	Impulse output (KWh)

- Fast and easy installation procedure, indications of correct connection
- Smaller dimensions for overall cost reduction of the meter site.
- Multi-phasing connection (all in one: single and poly-phase meter)
- Universal current terminal for all type of wires
- Indications of operational status
- Very high EMC immunity
- Communication optical port for semi-automatic meter reading

FUNCTIONAL AND TECHNICAL DATA

MT171 is a poly-phase meter for residential and small commercial users, for revenue measuring of active power in four or three wire systems.

Measuring and registration: Standard (as a mechanical meter).

- Other options: – Double direction
- Always positive (absolute)

Accuracy/calibration: Due to the long-term stability there is no need for recalibration in meters life-time.

Indications:

- LED 1 (red):** kWh impulses (k=1000 imp/kWh)
- Illuminated:** meter is powered, no load current,
- Pulsating:** load current is higher than starting value,
- Not illuminated:** meter is not powered

Communication: Opto-port (IEC 62056 – 21): for local meter reading and programming.

Tamper proof features (optional): Meter detects main cover and terminal cover opening and records it in log-book .

Multi-phasing metering operation: meter can be connected as single, double or three-phase meter.

Multi-rate registration (optional): External tariff switching. Programmable number of rates (1.... 4 rates)

Local metering data display (LCD):

- Automatic Scroll mode
- Manual scroll (by button)
- Programmable data set and sequence
- Data codification (only for optional extended-size LCD):
- EDIS (DIN 43 863 -3)
- Defined by user
- LCD back-light: optional

Current terminals: Universal clamping type for all types of wires (D= 9,5mm).

Enclosure: Polycarbonate, Self – extinguish;

Protection against water and dust: IP 53

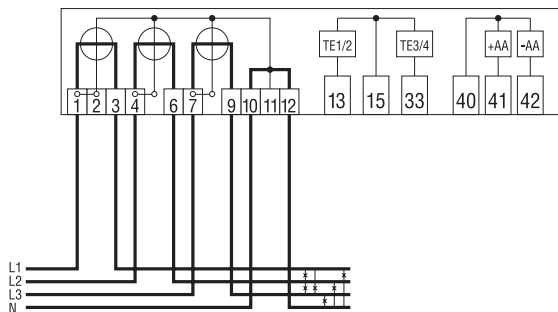
TYPE DESIGNATION FOR ORDERING

MT171-D1A41-V22G22-KO

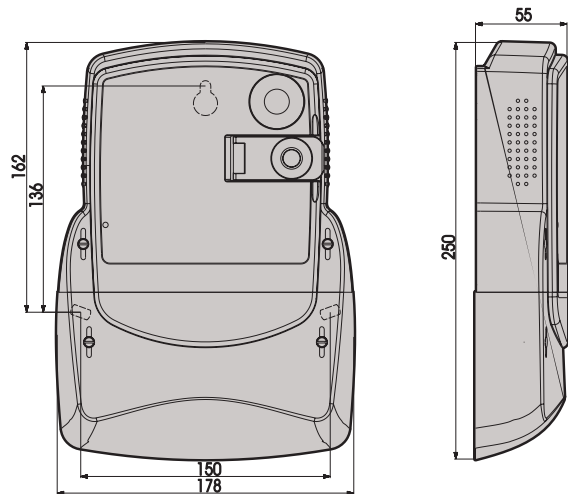
- M** – Electronic meter
- T** – Three-phase three-system meter
- D** – Three-phase two-system meter
- 171** – Meter with LCD and external tariffing
- D1** – Terminal block up to 85 A for direct connection
- D2** – Terminal block up to 120 A for direct connection
- A4** – Active energy measurement, accuracy class 1
- A5** – Active energy measurement, accuracy class 2
- 1** – Measurement in one energy flow direction
- 2** – Measurement in two energy flow directions
- 4** – Measurement in two energy flow directions, absolute registration
- V12** – 1 control input (resistor version)
- V22** – 2 control inputs (resistor version)
- G11** – 1 transistor S0 output (DIN 43 864)
- G21** – 2 transistor S0 outputs (DIN 43 864)
- L11** – 1 OPTOMOS output, active contact
- L22** – 2 OPTOMOS outputs, active contact
- KO** – Optical interface IEC 62056-21 (IEC 61107)

Accuracy class2 or 1
Rated current I _n5, 10, 15, 40 A
Max. current I _{max}40, 60, 85, 100, 120 A
Min. current0.05 I _n
Starting current0.004 I _b
Reference voltage U _n3 x 230/400 V
Voltage range0.8 U _n ... 1.15 U _n
Reference frequency50 Hz
Operating temp. range-25° C ... +60° C
Extended temp. range-40° C ... +70° C
Storage temperature-40° C ... +85° C
Current circuit burden<0.5 VA
Voltage circuit burden<1 W / 10 VA
Dielectric strength4 kV, 50 Hz, 1 min
Impulse voltage6 kV, 1.2/50 μs
option:main circuits 12kV (aux. circuits: 6kV)
Short-circuit current30 I _{max}
EMC: VF interferences (EC 801-4)6 kV
Optical interfaceIEC62056-21 (IEC 61107)
Outputs – impulse:	
S0t _i = 30 ms (10, 20, 30, ..., 160 ms)
Dimensions250 x 178 x 55 mm
Mass1kg

CONNECTION DIAGRAM



CASING DIMENSIONS



Owing to periodical improvements of our products the supplied products can differ in some details from the data stated in the prospectus material.

Data subject to alteration without notice.